



The Flightline



Volume 45, Issue 5 Newsletter of the Propstoppers RC Club AMA 1042 May 2015



President's Message

Thanks to all helped with the Elwyn Field stone removal. We had a great turnout .The new runway was raked and stones removed. The seed was put down and we are waiting for rain and the runway is on its way. That was Elwyn Field. C/A Field has a new locking method of locking up; Lock our lock to their lock as shown below; they can get in and so can WE. See page 2.

Both fields are in great shape parking at C/A is good both ways.

If you have something to show bring it in.

THANKS FOR ALL THE HELP IN GETTING OUR NEW FIELD IN SHAPE

See you at the meeting

Dick Seiwell, President

Agenda for May 12th Meeting At Gateway Community Church, At our CA Field site; Meeting 7pm till 8:30?

1. Show and Tell
2. Membership Report
3. Finance Report
4. Club Calendar Review
5. 2015 Dues Reminder

Minutes of the Propstoppers Model Airplane Club April 14, 2015 at the Christian academy meeting room

Call to order by VP chuck Kime took place at 7:12 PM
Roll call by membership chair Ray Wopatek showed 20 members and 1 guest present Treasurer's report by Pete Oetinger was presented to the membership
Minutes of the April meeting were approved as published

Old Business:

Middletown pride day is May 2 this year from 11-3 PM. We are invited to participate but because of difficulties will we will probably not be there. President Dick Seiwell announced that he has mowed and created the second runway at Elwyn. It is perpendicular to the old runway and will serve well in the afternoon sun.

Dick arranged a workday and Elwyn Field for Saturday April 25 at 9:00 AM. He requests members to bring a rake and plan to remove rocks and smooth the field.

New Business:

Chuck Kime read a letter inviting members to put on an air show at Brandywine Airport. A few members expressed interest and took down the details.

The club has posted dates for the summer picnic: Saturday, June 27 and Saturday, August 22.

Show and Tell:

Al Tamburo showed a foam RT F ducted fan glider called a Synchro. He plans to fly it over the dunes at Brigantine.

Larry Woodward showed a new scratch built seaplane. He used his fan fold foam technique and waterproofed the electronics. The fuselage is sealed and watertight. He will take it to Cape Cod this summer. He also showed an A – B switch that allows a plane to have two receivers. This allows it to be used as a buddy box system without the use of the specialty cable. The unit is setup as a master and slave receiver.

Mick Harris showed a 1943 Wakefield cup rubber model. It is an English design called Robert E Lee. He has electrified it and moved the motor back by using an extension shaft approximately 2 inches long for the propeller.

Adjournment took place at 8:40 PM

Dick Bartkowski, Secretary

INSIDE THIS ISSUE

1	President's Message
1	April Meeting Minutes
1	May Meeting Agenda
2	CA Gate Lock Procedure
3	Show and Tell
6	Elwyn Field Developments
11	Dues Reminder

Calendar of Events

Club Meetings

Monthly Meetings

Second Tuesday of the month.

Gateway Community Church at the Christian Academy. Doors open at 7:00

Next Meeting; 12th May

Tuesday Breakfast Meeting

Tom Jones Restaurant on Edgemont Avenue in Brookhaven. 9 till 10 am. Just show up.

Flying after in the summer at CA or Elwyn Field 10 am. Weather permitting.

Indoors at the Brookhaven Gym in bad weather 10:30-11:30 See dates allowable.

Regular Club Flying

At Old Christian Academy; Electric Only

Monday through Friday after school till dusk

Saturday 10 am till dusk

Sunday, after Church; 12 pm till dusk

At Elwyn Field; Gas or Electric

Monday through Saturday 8 am till dusk

Sunday 12 pm till dusk

INDOOR Flying, see attached dates.

Special Club Flying

Saturday mornings 10 am

Wednesday Helicopter evening in summer

Thursday evenings in the summer

Tuesday mornings 10 am weather permitting after breakfast.

Check our Yahoo Group for announcements;

<http://groups.yahoo.com/group/propstoppers/>

Beginners

Beginners using due caution and respecting club rules may fly Apprentice or similar models without instructors at Christian Academy Field.

The club also provides the AMA Introductory Pilot Program for beginners without AMA insurance.

Propstoppers RC Club of Delaware County, Pennsylvania.

Club Officers

President Dick Seiwel

(610) 566-2698

reslawns@verizon.net

Vice President Chuck Kime

(610) 833-5256

chuxtruk@yahoo.com

Secretary Richard Bartkowski

(610) 566-3950

rbartkowski@comcast.net

Treasurer Pete Oetinger

610-627-9564

Membership Chairman Ray Wopatek

(610) 626-0732

raywop@gmail.com

Safety Officers

Eric Hofberg

bgsteam@comcast.net

Ryan Schurman

throttle152@hotmail.com

(610) 565-0408

Newsletter Editor

Dave Harding

(610)-872-1457

davejean1@comcast.net

Propstoppers Web Site; www.propstoppers.org

Material herein may be freely copied for personal use but shall not be reproduced for sale.

Important message regarding the use of the locks for access and securing CA Field.

Access to CA Field is available to several parties including the owners and maintenance people associated with the property.

Each authorized organization has THEIR OWN LOCK that only they can open. The Propstoppers do too.

It is the lock you open for access to the field and the one you replace when you leave. When you leave YOU MUST DO IT IN THIS MANNER so each person may still open the gate;



If you connect our lock the wrong way the other authorized persons will NOT be able to access the field. Please pay attention when you lock the gate.



President Dick Seiwel

Show and Tell




Al Tamburo showed a foam RT F ducted fan glider called a Synchro



Larry Woodward showed a new scratch built seaplane. He used his fan fold foam technique and waterproofed the electronics



Mick Harris showed a 1943 Wakefield Cup rubber model. It is an English design called Robert E Lee.



Show and tell pictures care of Ryan Schurman

Elwyn Field Developments

President and ace field doctor Dick Seiwel has been working on the preparations for developing Elwyn field now that the farmer has departed and Elwyn is allowing us to use the field to our best advantage.

Our goal is to expand the runway layouts to allow flying at any time of day and any wind direction. Our current "Farmer" field runway just behind the tree line is maintained as it is ideal for morning flying and is most convenient to parking and shade from the trees. However, it is not suited to flying later in the day due to the sun location moving to the pilot's line of sight. Consequently Dick has laid out two new runways;

1 Generally where our original runway was located perpendicular to Rt. 352. This can be seen in the picture below.

2 A new angled runway oriented to give the widest flying time for evening flying.

These runways are shown approximately here;



The preparation involved smoothing the surfaces previously ploughed by the farmer. This action brought countless rocks to the surface. Apparently the whole field was once a quarry and just below the surface we find the evidence. Further preparation would have been impossible without clearing the rocks so on Saturday 2nd May over a third of the club membership turned out with rakes and wheelbarrows to hand pick the site.







This task was indeed an all manual one where each rock had to be picked up and pitched into a wheelbarrow or Dick's trailer. But how to empty the trailer? It was too big to tip!

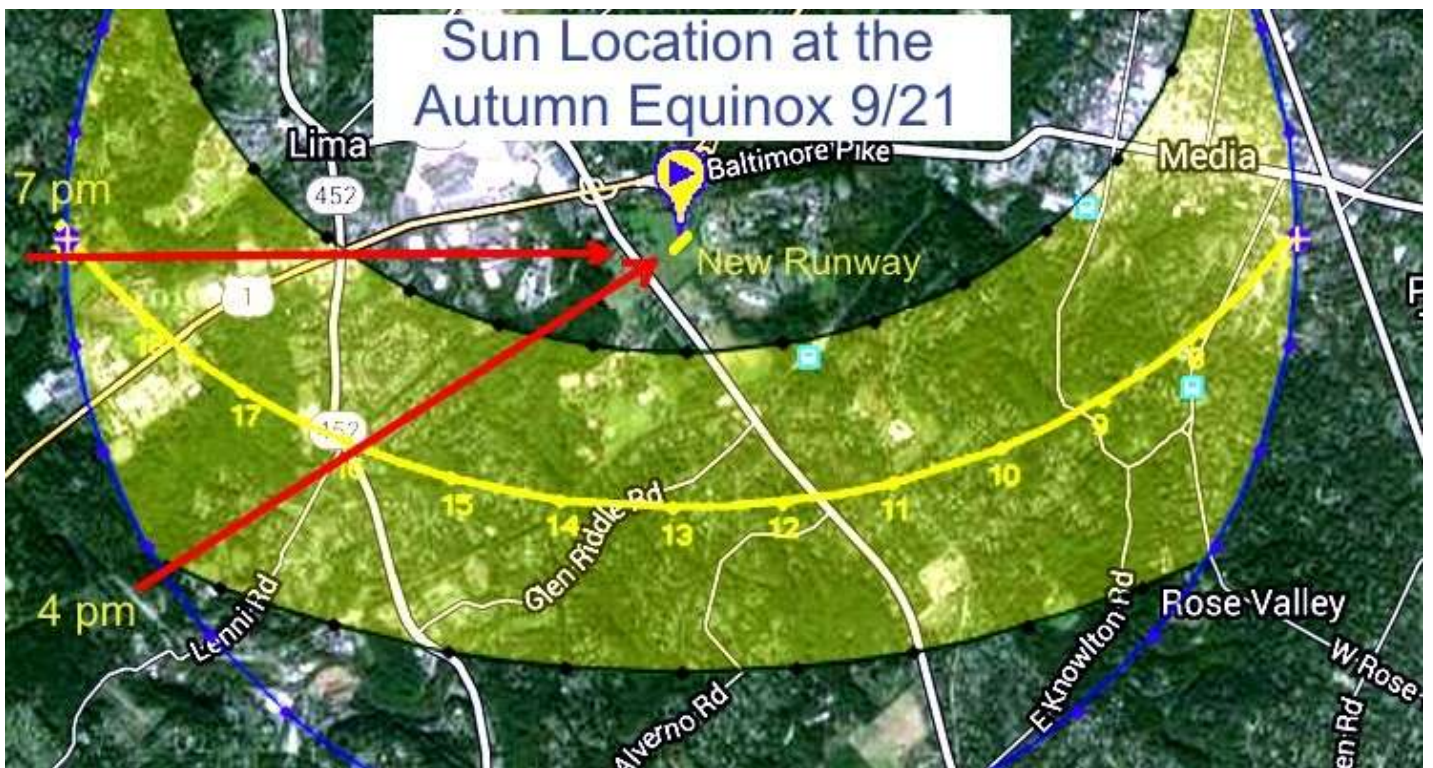
By hand, that's how. But it is amazing how a large number of people.... Oh wait; "many hands make light work"!

Well, not exactly light!

The overall task was completed a day or so later when another group of members spread seed and lime as a final preparation. The Gods must be with us because shortly afterwards it rained.



How well do the new runways satisfy our desire to fly at all times of the day. Here is the layout showing the sun position in the evening both at the Mid Summer Solstice and Autumn Equinox;

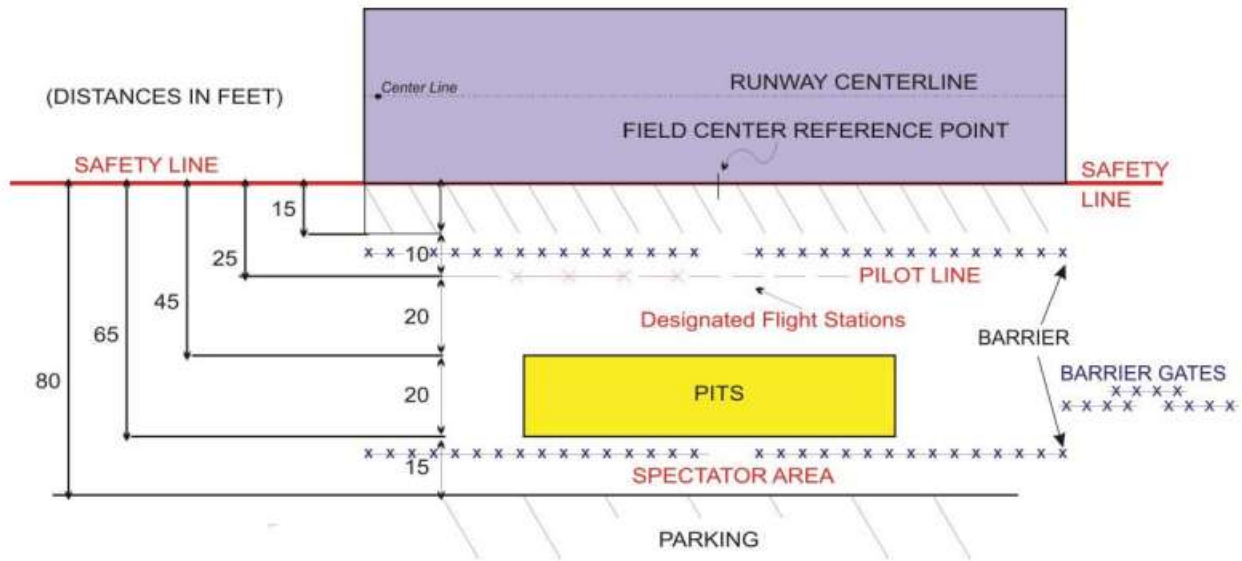


So far so good, but the preparation is not over, what did Winston Churchill say? "It is not the beginning of the end, but it is the end of the beginning". (Sorry, we WWII Brits can't escape our upbringing.....).

So now we have, or will have three magnificent runways. But where to site the pits and how will we fly safe and satisfy the AMA Safety Code? The code may be read here; <http://www.modelaircraft.org/files/safetycode2010.pdf> and the recommended field layouts here: <http://www.modelaircraft.org/files/706.pdf>

The key is the flying area must be separated from the pits and spectator areas. And more to the point in our case separate from the access areas. WE MUST NOT FLY OVER PEOPLE and that includes members bringing their stuff from their cars.

Here is the basic layout:



Other layouts are accommodated in the AMA document and may suit our requirements but someone must lay them out before we decide where to put the pits and, furthermore how we will control the use when using the alternate runways.

So, what is the plan guys? I think we need a committee to work on this and present it to the club at the next meeting.

Dave

No Dues, No Fly!
We know who you are!
Current not paid; x out of 45

Membership Renewal For 2014

Membership renewal for 2015 is now required. You can renew by mail or at the club meeting in May.

Don't lose your club privileges!

Bring cash or check and your AMA card.

Dues are \$60.

Please send a check to;

Ray Wopatek
1004 Green Lane
Secane, PA. 9018

Please enclose a **copy** of your current
A. M. A. Membership card,

And Please, Please enclose a
Stamped self-addressed envelope.

Ray Wopatek Membership